



**NEW MEXICO STATE UNIVERSITY BOARD OF REGENTS
SPECIAL MEETING AGENDA**

April 5, 2021 at 10:00am

Due to the public health emergency issued by the Governor, the meeting will take place online at <http://panopto.nmsu.edu/bor/>

Regents of New Mexico State University

Chair Ammu Devasthali, Vice Chair Dina Chacón-Reitzel, Secretary/Treasurer Arsenio Romero, Christopher Saucedo, Neal Bitsie

Non-Voting Advisory Members - ASNMSU President Mathew Madrid, Faculty Senate Chair Julia Parra, Employee Council Chair Joseph Almaguer

University Officials - Chancellor Dan E. Arvizu, Ph.D., President John D. Floros, Ph.D., Provost Carol Parker, J.D., Vice Chancellor Ruth A. Johnston, Ph.D., Senior Vice President Andrew Burke, Ed.D., General Counsel Roy Collins III, J.D.

AGENDA

- A. **Call to Order**, *Chairwoman Ammu Devasthali*
 - 1. **Confirmation of Quorum and Roll Call**

- B. **Public Comment**, *Associate Vice President Justin Bannister*

- C. **Approval of Agenda**, *Chairwoman Ammu Devasthali*

- D. **Action Items**
 - 1. **Financial Report for Fiscal Year Ended June 30, 2020**, *Senior Vice President Andrew Burke, Ed.D.*
 - 2. **Tuition and Fee & Budget Guidelines**, *Senior Vice President Andrew Burke, Ed.D.*
 - 3. **Auxiliary-Housing Rates**, *Senior Vice President Andrew Burke, Ed.D.*
 - 4. **Auxiliary-Meal Rates**, *Senior Vice President Andrew Burke, Ed.D.*
 - 5. **Auxiliary-Parking Rates**, *Senior Vice President Andrew Burke, Ed.D.*

- E. **Informational Items**
 - 1. **Appointment of Regent Committee Members**, *Chairwoman Ammu Devasthali*

- F. **Adjournment**, *Chairwoman Ammu Devasthali*



Board of Regents Meeting
Meeting Date: April 5, 2021
Agenda Item Cover Page

Agenda Item # D-1

Action Item

Presented By: Andrew J. Burke, Senior Vice President

Consent Item

Informational Item

Agenda Item: Financial Report for Fiscal Year Ended June 30, 2020

Requested Action of the Board of Regents: Approval of the Financial Report for Fiscal Year Ended June 30, 2020.

Executive Summary: The Financial Report for fiscal year ended June 30, 2020 will be presented. KPMG, LLP audited the financial statements and issued an unmodified opinion.

References:

N/A

Prior Approvals:

Regents Audit and Risk Committee – March 19, 2021



New Mexico State University Discussion with the Board of Regents

Audit results for the year ending June 30, 2020

April 5, 2021





Audit Scope and Status

- New Mexico State University
 - Financial Statement audit test work completed in October 2020
 - Unable to submit report to State Auditor due to pending status of CARES Act single audit guidance
 - *Not* considered to be a late filing
 - Single Audit test work completed in March 2021
 - The reporting package was submitted to the State Auditor on March 22, 2021
 - Financial statements have been approved for final release by the State Auditor
- NMSU Foundation and Arrowhead Center, Inc.
 - Audit test work completed
 - Financial statements were timely filed with the State Auditor in October 2020
 - Office of the State Auditor completed its review and the financial statements were issued and released
- KRWG TV and FM
 - Audit was completed in December 2020
 - Financial statements and attestation report were timely issued
 - Corporation for Public Broadcasting completed their review of the reports with no comments
- NCAA Agreed Upon Procedures Report
 - Completed and timely issued in December 2020
 - No matters to report



Summary: Audit results required communications and other matters

Audit results		Response
Auditors' report		Unmodified opinions were issued for all entities
Significant unusual transactions		No significant unusual transactions identified during the audit.
Uncorrected audit misstatements		See slide 4.
Corrected audit misstatements		See slide 5.
Financial presentation and disclosure omissions		No matters to communicate.
Material weaknesses and significant deficiencies in internal control		See slide 6.
Status of prior year findings		See slide 7.
Significant risks and other matters		See slides 8.
Federal grant compliance audit		See slide 9.
Illegal acts or fraud		No actual or suspected fraud involving management, employees with significant roles in internal control, or where fraud results in a material misstatement in the financial statements were identified during the audit.



Summary: Audit results required communications and other matters

Audit results		Response
Subsequent events		No matters to report.
Noncompliance with laws and regulations		No matters to report.
Significant difficulties encountered during the audit		No matters to report.
Significant findings or issues discussed, or the subject of correspondence, with management		No matters to report.
Management's consultation with other accountants		No matters to report.
Difficult or contentious matters for which the auditor consulted		No matters to report.
Disagreements with management		No matters to report.
Other significant matters		No matters to report.
Written communications		Engagement letter, management representation letter, including summary of uncorrected misstatements
Independence		We confirm we are independent of New Mexico State University and related entities.



Uncorrected audit misstatements

Description of misstatement		
	Debit	Credit
<p>Per GASB 18, state and local governmental entities are required by federal, state, local laws and regulations to incur closure and post-closure costs. NMSU has not been accruing for these closure and post-closure costs (non-GAAP policy).</p> <p>Net position – Unrestricted Other long-term liabilities</p>	\$1,068,299	\$1,068,299
<p>Foundation – Alternative investments are recorded utilizing the 6/30/2020 Merrill Lynch investment statements. Alternative investment valuation is reported by Merrill Lynch on a lag basis resulting in timing differences between Merrill Lynch reporting and the actual fund reporting. The misstatement presented here is the difference in valuation between the Merrill Lynch statements and the actual investment net asset value as of 6/30/2020.</p> <p>Assets held in trust for NMSU Assets held for long-term investments – securities (AI) Liabilities – Assets held in trust for NMSU Net investment income</p>	\$104,939 332,488	\$104,939 332,488



Corrected audit misstatements

Description of misstatement		
	Debit	Credit
Arrowhead - Genesis rental income was overstated. Genesis rental income Accounts receivable	\$12,223	\$12,223



Material weaknesses and significant deficiencies in internal control

Material weaknesses – None identified from our audit procedures.

Significant deficiencies

Description	Potential effects	Status
Arrowhead 2020-001 Implementation of controls to assess the completeness and accuracy of information used in the financial statements.	Amounts presented in the financial statements may be incomplete or inaccurate.	Unremediated



Status of prior year findings

Finding	Status
<p>Foundation 2019-001 Due to unforeseen retirements, resignations, and administrative delays in hiring additional personnel, management did not have adequate resources in place to effectively implement the new accounting standard on a timely basis.</p>	<p>Resolved</p>



Significant risks and other matters

Our audit response and findings

Significant risks	Our audit response and findings
Management override of controls – All entities	<ul style="list-style-type: none"> — Consider the design and implementation of internal controls over the recording of journal entries. — Test all significant estimates. — Perform substantive procedures over all material post – close adjusting entries. <p>Results – No management override of controls identified</p>

Other matters	Our audit response and findings															
Net Pension Liability and Expense	<ul style="list-style-type: none"> — NMSU participates in the State of NM's ERB pension plan — The assumptions, expense and liability is determined by ERB — The amounts allocated to NMSU have fluctuated significantly the past four years <table border="1" style="margin-top: 10px;"> <thead> <tr> <th></th> <th>2020</th> <th>2019</th> <th>2018</th> <th>2017</th> </tr> </thead> <tbody> <tr> <td>Pension expense</td> <td>(\$168.7 M)</td> <td>\$117.5 M</td> <td>\$105.6 M</td> <td>\$38.1 M</td> </tr> <tr> <td>Pension liability</td> <td>\$487.3M</td> <td>\$792.2M</td> <td>\$750.7 M</td> <td>\$ 507.7 M</td> </tr> </tbody> </table>		2020	2019	2018	2017	Pension expense	(\$168.7 M)	\$117.5 M	\$105.6 M	\$38.1 M	Pension liability	\$487.3M	\$792.2M	\$750.7 M	\$ 507.7 M
	2020	2019	2018	2017												
Pension expense	(\$168.7 M)	\$117.5 M	\$105.6 M	\$38.1 M												
Pension liability	\$487.3M	\$792.2M	\$750.7 M	\$ 507.7 M												



Single audit

- Audit of federal grants performed in accordance with OMB Uniform Guidance (single audit)
- Major programs tested:
 - Student Financial Assistance Cluster (various CFDA's)
 - Higher Education Emergency Relief Funds (CARES Act, CFDA 84.425)
- Independent Auditors' Report on Compliance for Each Major Federal Program and Report on Internal Control over Compliance Required by the Uniform Guidance
 - Unmodified (clean) opinion on compliance
- One finding related to the Student Financial Aid Cluster
 - Enrollment Reporting – NMSU is required to report student enrollment information to via the National Student Loan Data System (NSLDS).
 - For 1 of 40 students tested, we were unable to find the status change of “not enrolled” reported to the NSLDS.



Questions?

For additional information and audit committee resources, including National Audit Committee Peer Exchange series, a Quarterly webcast, and suggested publications, visit the KPMG Audit Committee Institute (ACI) at www.kpmg.com/ACI

This presentation to the Audit Committee is intended solely for the information and use of the Audit Committee and management and is not intended to be and should not be used by anyone other than these specified parties. This presentation is not intended for general use, circulation or publication and should not be published, circulated, reproduced or used for any purpose without our prior written permission in each specific instance.



kpmg.com/socialmedia

The information contained herein is of a general nature and is not intended to address the circumstances of any particular individual or entity. Although we endeavor to provide accurate and timely information, there can be no guarantee that such information is accurate as of the date it is received or that it will continue to be accurate in the future. No one should act upon such information without appropriate professional advice after a thorough examination of the particular situation.

© 2021 KPMG LLP, a Delaware limited liability partnership and a member firm of the KPMG global organization of independent member firms affiliated with KPMG International Limited, a private English company limited by guarantee. All rights reserved. NDP174786-1A

The KPMG name and logo are trademarks used under license by the independent member firms of the KPMG global organization.



Board of Regents Meeting
Meeting Date: April 5, 2021
Agenda Item Cover Page

Agenda Item # D-2

- Action Item
- Consent Item
- Informational Item

Presented By: Senior Vice President Andrew J. Burke

Agenda Item: Tuition and Fee Rates & Budget Guidelines for FY2021-2022

Requested Action of the Board of Regents: Administration recommends approval of the Tuition and Fee Rates and Budget Guidelines for FY2021-2022.

Executive Summary: In line with the annual budget development process, Administration will present recommended FY2021-2022 tuition and fee rates plus Sources/Uses for each NMSU campus. Differential tuition requests for Engineering and Nursing at the Las Cruces campus will also be presented.

References:

Prior Approvals:

Regents Financial Strategies, Performance and Budget Committee – 03/24/2021

Tuition and Fees & Budget Guidelines

BOARD OF REGENTS
APRIL 5, 2021

Andrew J. Burke
*Senior Vice President
Administration and Finance*



BE BOLD. Shape the Future.

Tuition and Fees



BE BOLD. Shape the Future.

Budget Approval Process

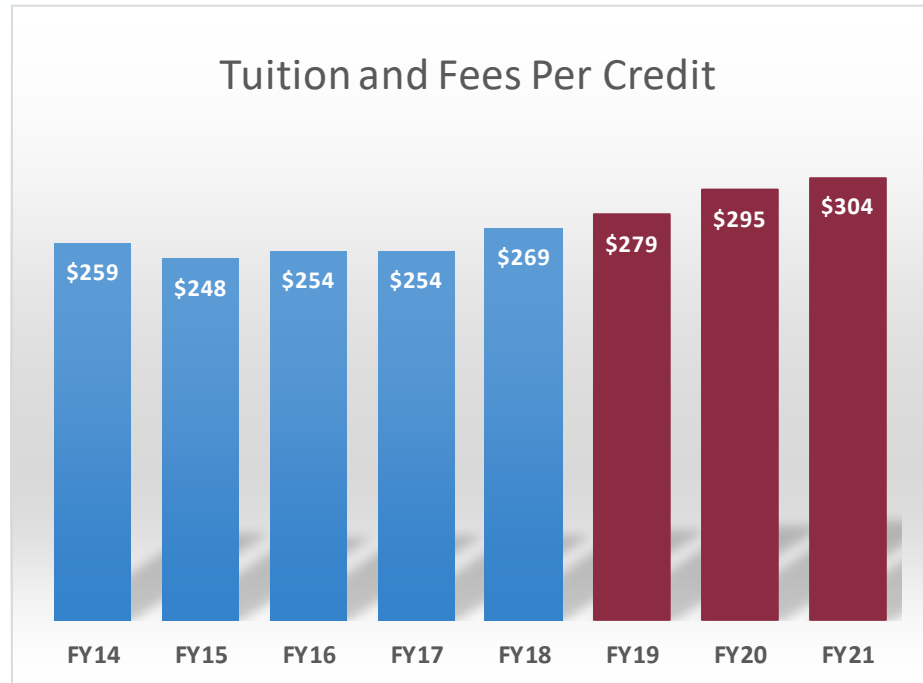
- Goal to balance Instruction and General (I&G) Sources and Uses for each campus – Las Cruces and community colleges
- Budget approval will incorporate state appropriation and other revenue changes for functions such as research, public service, student aid, auxiliaries, athletics, and NMDA
- Recommend and approve:
 - Tuition and fee increases
 - A percentage increase to establish a pool of compensation dollars
 - Strategic investments
- Other considerations
 - Student Fee Review Board required fee recommendation
 - Academic Services Fee
 - Differential tuition requests



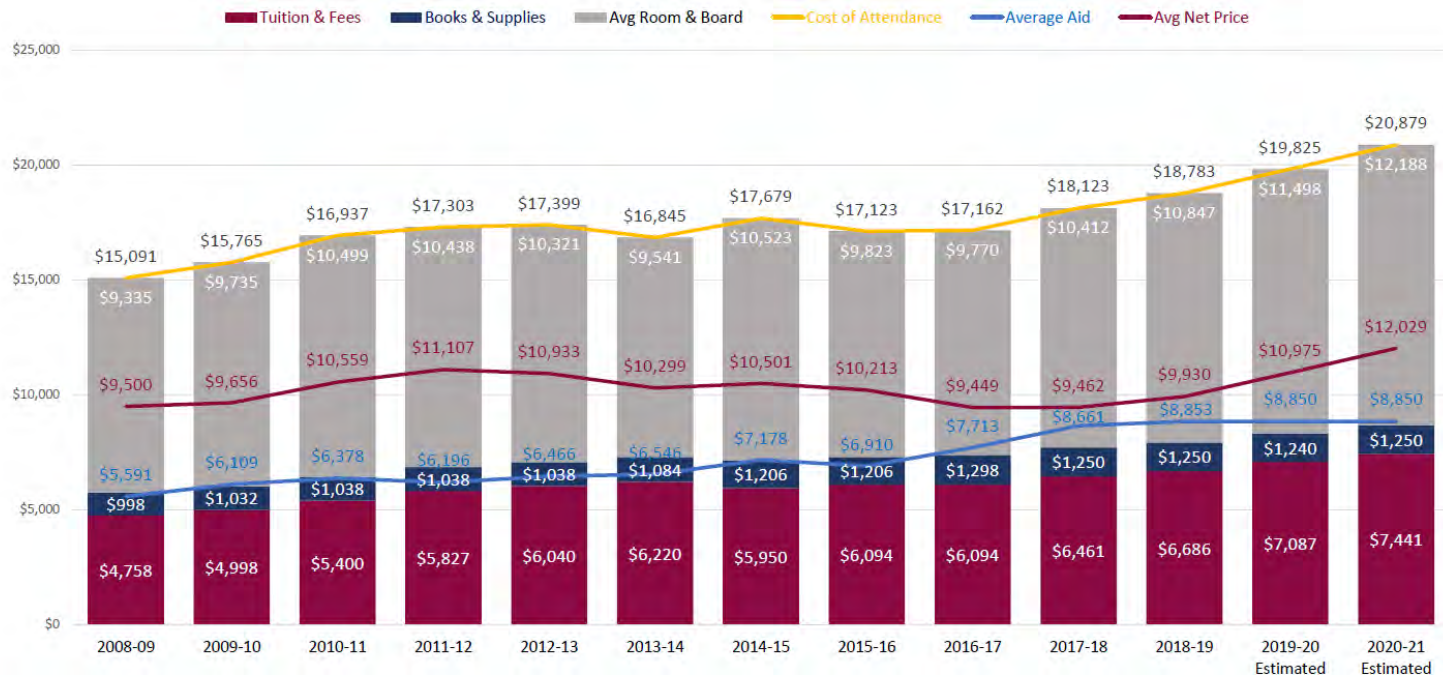
Tuition and Fees per Credit

Past Eight Fiscal Years

Fiscal Year	Per Credit	Percent Change
FY14	\$259	2.9%
FY15	\$248	-4.4%
FY16	\$254	2.4%
FY17	\$254	0.0%
FY18	\$269	6.0%
FY19	\$279	3.5%
FY20	\$295	6.0%
FY21	\$304	3.0%
Average Increase		2.4%



Average Net Price



Source: National Center for Education Statistics (NCES) Integrated Postsecondary Education Data System (IPEDS) and NMSU Institutional Analysis



BE BOLD. Shape the Future.

Tuition Rate Change
ZERO PERCENT

Required Fee Change
ZERO PERCENT



Tuition and Required Fees

Las Cruces Campus – FY21 and FY22

Student Classification		Rate per Credit (1 to 6 credits)	Rate per Credit (1 to 14 credits)	Flat Rate (15 and above)
Undergraduate				
	Resident		\$304.20	\$4,022.20
	Nonresident	\$366.90	*\$990.30	\$12,833.00
Graduate				
	Resident		\$329.20	\$4,343.20
	Nonresident	\$398.20	*\$1,015.30	\$13,152.40
NMSU Online			Cost Per Credit Hour	
	Undergraduate		\$380.20	
	Graduate		\$411.50	
	Active Military		\$250.00	
Note: The required fee included for per credit rates is \$52.50, and for flat rates is \$787.50				
*When enrolled in 7 to 14 credits				



New Mexico State University - Las Cruces
Required Fees - FY21 Fee Allocations & FY22 Requests
Recommend no increase in the required fee rate projecting 0% enrollment growth

	Budgeted Fee Allocation FY2020-2021	Remove 4% Compensation from FY21 Allocation	Adjustments	Budgeted Fee Allocation FY2021-2022	% Incr (Decr) from FY21 Allocation
Equipment Fee	\$ 600,000	\$ -	\$ -	\$ 600,000	0.0%
Corbett Center	985,848	(10,111)	33,418	1,009,155	2.4%
Golf Course	211,375	(2,606)	6,243	215,012	1.7%
Special Events	1,040,899	(14,132)	31,565	1,058,332	1.7%
Aquatic Center	385,049	(3,672)	17,105	398,482	3.5%
Activity Center Operations	655,971	(34,997)	23,337	644,311	-1.8%
Intramurals	79,625	-	5,442	85,067	6.8%
Health Services	2,251,168	(60,222)	32,625	2,223,571	-1.2%
Health Services - WAVE	64,730	(2,133)	1,609	64,206	-0.8%
Tennis Center	97,759	-	2,828	100,587	2.9%
Athletics	3,305,088	(29,464)	32,793	3,308,417	0.1%
Construction Bonds : Debt Service	3,656,100	-	(56,100)	3,600,000	-1.5%
ASNMSU Student Activity	770,237	-	(21,147)	749,090	-2.7%
ASNMSU Endowment	25,000	-	-	25,000	0.0%
ASNMSU Cardinal (Bldg Maint)	20,000	-	-	20,000	0.0%
Campus Tutoring Service	49,084	-	-	49,084	0.0%
Pride Band	71,000	-	-	71,000	0.0%
Education Abroad	40,700	-	-	40,700	0.0%
NMSU Cheerleaders	60,000	-	-	60,000	0.0%
Student Involvement and Leadership	195,850	(4,350)	(12,300)	179,200	-8.5%
Transit	248,050	-	-	248,050	0.0%
ICT	1,376,096	-	52,000	1,428,096	3.8%
Student Media	241,824	(7,796)	-	234,028	-3.2%
Library	297,342	-	20,065	317,407	6.7%
Fraternity & Sorority Life	22,000	-	-	22,000	0.0%
Total Required Fees	\$ 16,750,795	\$ (169,483)	\$ 169,483	\$ 16,750,795	0.0%

Academic Services Fee Las Cruces Campus

- Change the current Distance Education course delivery fee to an Academic Services course delivery fee
- Lower the rate to \$20 per credit hour for the Academic Services fee from the \$35 per credit hour Distance Education (DE) fee assessed during academic year 2020

Semester	Per Credit	Courses applied to
Fall 2020	\$35	Online
Spring 2021	\$25	Online / Hybrid
Fall 2021	\$20	Online / Hybrid / In-person with some exceptions



Academic Services Fee Las Cruces Campus

- For academic year 2022 propose to apply the new Academic Services fee to nearly all courses including face-to-face excluding courses for practicum/clinical, thesis/dissertation, dual credit and those offered by NMSUO
- The NMSU community colleges have put forth similar proposals
- Gathered feedback from students and stakeholders

Potential Investments for Academic Services Fee at \$20 per credit

Academic Services Fee	Current Distance Education Budget	Proposed Academic Services Budget	Increased Budget
Academic Technology Group: including staff, student employment, software, network services, and computer equipment.	\$1,415,000	\$2,415,000	\$1,000,000
Academic Assessment and Analysis: assess teaching methods, student outcomes, and continually analyze how we can improve student retention, time to degree, and graduation rates	0	250,000	250,000
College Academic Support Services: provide student support services and appropriately staffed and equipped computer classrooms and instructional labs	\$1,085,000	\$2,000,000	\$915,000
Digital Library Services: acquisition costs of library on-line services and digital materials	0	\$835,000	\$835,000
Information Technology and Software Licenses: software services and wireless infrastructure for academic technologies utilized by students anywhere at any time in high traffic public locations and in campus outdoor areas	0	\$1,000,000	\$1,000,000
Total	\$2,500,000	\$6,500,000	\$4,000,000

Comparison to Academic Technology Fees for Region Peer Institutions

Institution	Fee Name	Amount per Credit Hour	Applied to
NMSU Current	Distance Education	\$35	Online and hybrid courses only, will be replaced by Academic Services Fee
NMSU Proposal	Academic Services Fee	\$20	All courses except practicum/clinical, thesis/dissertation, dual credit, and NMSUO
UNM	Student Technology Fee	Per term	All enrolled students \$50 per term; In addition, UNM applies a \$35 per credit upper-level course premium
UTEP	Information / Library Technology Fee	\$36.50	All enrolled students
Texas Tech	Information Technology Fee	\$23.50	All enrolled students
U of Arizona	Information Technology/ Library Fee	\$38 up to 6 SCH	All Students in the following terms: FALL, WINTER, SPRING, SUMMER (all 4 quarters)

Community College Academic Services Fee

Campus	Existing Online Fee Per Cr Hr (Online students only)	Proposed Academic Services Fee Per Cr Hr (All students)	Existing Revenue	Proposed Revenue	Difference Amount to be allocated to Academic Support Activities
Alamogordo	\$25	\$20	\$304,000	\$259,040	(\$44,960)
Carlsbad	\$25	\$16	\$238,875	\$259,504	\$20,629
Dona Ana	\$25	\$10	\$944,400	\$1,231,890	\$287,490
Grants	\$25	\$20	\$125,000	\$132,420	\$7,420



Differential Tuition Proposed Rates by College or Program

- College of Engineering
 - \$39 per credit hour applied to upper division courses and graduate courses for ME (Master of Engineering) and M-IT (Master of Information Technology)
 - Request to implement \$25 for FY22 and the full amount in FY23 and beyond
- Nursing Program
 - \$36 per credit hour applied to undergraduate courses
 - \$49 per credit hour applied to graduate courses
 - Request to implement half of the rate for FY22 and the full amount in FY23 and beyond

The Case for Tuition Differential

CAROL PARKER, PROVOST

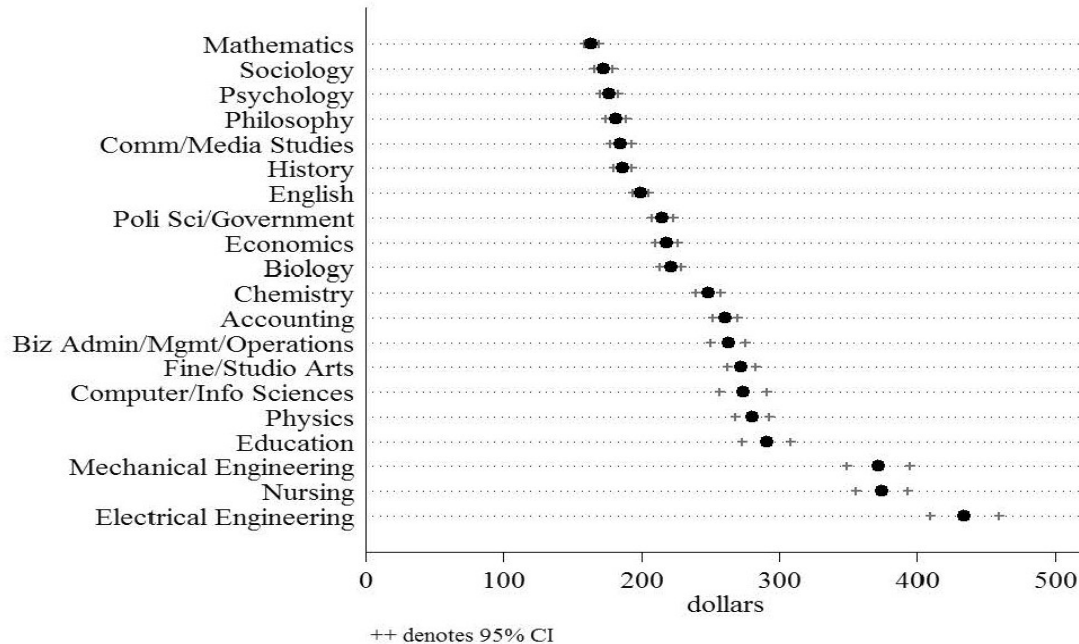
NURSING | ENGINEERING



BE BOLD. Shape the Future.

Why is Math Cheaper than English? Understanding Cost Differences in Higher Education Natl. Bureau of Economic Research Working Paper 25314 (Nov. 2018)

Figure 2. Average Instructional Cost by Field



Two of our Marquee Programs Are at a Tipping Point

General Trends Continue --

- A slow but steady retrenchment of state support
- Increasing competition for students
- Increasing cost of delivery of accredited degrees for licensure programs

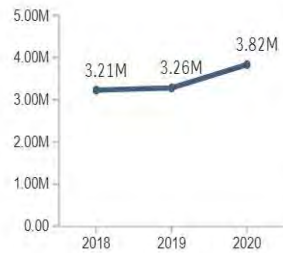
Detailed Impact on NMSU only Recently Knowable -

- Improved analytical capacity at NMSU

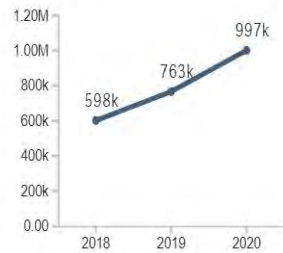


Nursing Instruction Revenue – Three Year Trend

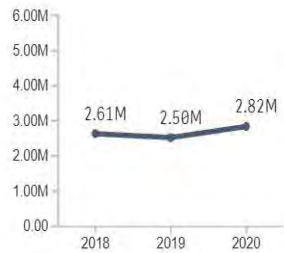
Gross Revenue
(2020 vs 2019)



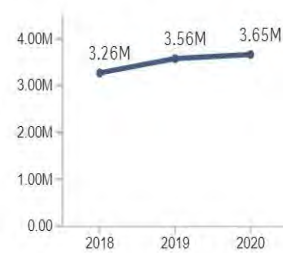
Discount
(2020 vs 2019)



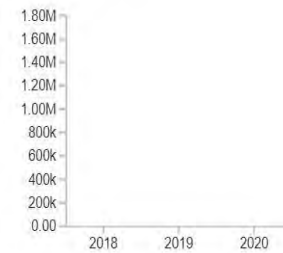
Net Revenue
(2020 vs 2019)



Instructional Cost
(2020 vs 2019)



Contribution Margin
-190.0% (2020 vs 2019)

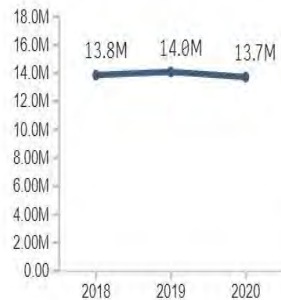


Contribution trend line not displaying (all 3 years negative)

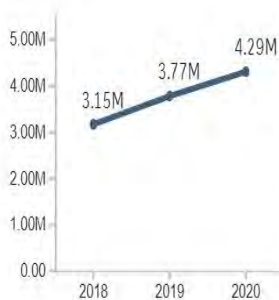


Engineering Instruction Revenue – Three Year Trend

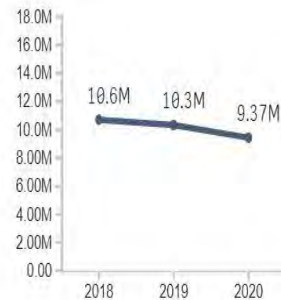
Gross Revenue
(2020 vs 2019)



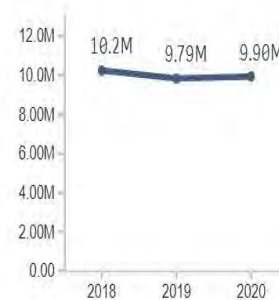
Discount
(2020 vs 2019)



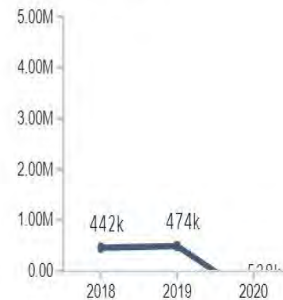
Net Revenue
(2020 vs 2019)



Instructional Cost
(2020 vs 2019)



Contribution Margin
-113.0% (2020 vs 2019)



2020 Contribution trend line not displaying (negative)



Impact of Proposals

- Offsets recent permanent I&G budget cuts of 3.75%
 - A few faculty hires
- Nursing and Engineering's Proposals are Modest and Have the Support of the Students and Faculty

Regional Market Tuition per Semester

- Nursing Baccalaureate
 - UNM \$8,089 (with fee & differential)
 - UTEP \$4,702 (with fee)
 - NMSU \$3,915 (with fee & differential)
- Nursing Graduate (MSN & DPN)
 - UNM \$8,022 (with fee & differential)
 - UTEP \$4,968 (with fee)
 - NMSU \$4,161 (with fee & differential)



Regional Market Tuition per Semester

- Engineering Baccalaureate
 - UNM \$5,181 (with fee & differential)
 - UTEP \$4,783 (with fee)
 - NMSU \$4,753 (with fee & differential)
- Engineering Graduate (MS & PhD)
 - UNM \$4,560.48 (with fee & differential)
 - UTEP \$3,520.25 (with fee)
 - NMSU \$3,313.80 (with fee & differential)



Budget Guidelines



BE BOLD. Shape the Future.

FY22 Budget Considerations

Las Cruces Campus

- Sources of Funds / Revenue
 - \$3.8 million I&G state appropriation new money
 - I&G state appropriation of \$2.0 million for a compensation increase of 1.5%
 - Fringe benefit and other sources equal \$920K
- No change in enrollment
- Zero tuition and required fee rate increase
- Uses of Funds / Expenditures
 - Compensation related uses equal \$4.0 million
 - Investment in Foundation - \$938K
 - Strategic investments of \$1.25 million
 - Investment in Graduate Assistant scholarships - \$500K



FY22 Budget Considerations

Las Cruces Campus - Cont

- Recognizing outstanding FY22 budget shortfall of \$2.3 million
- Source of funds for Engineering and Nursing differential tuition request of \$727K with an equal allocation under uses of funds
- Source of funds for Academic Services Fee of \$4 million with an equal allocation under uses of funds
- Balanced sources and uses

**New Mexico State University - Las Cruces Campus
FY2021-22 Sources & Uses of New I&G Funds**

Ref. No.	New Sources of Funds / Revenues	
1	I&G State Appropriations	\$ 3,775,200
2	I&G State Appropriations - 1.5% Compensation	2,003,700
3	Enrollment Projection (no change)	-
4	Tuition and Fees Rate Increase, 0%	-
5	Nursing and Engineering Differential Tuition	727,500
6	Academic Services Fee	4,000,000
7	Other Sources	300,000
8	Savings from Fringe Rate (37.1% to 36.5%)	620,000
9	Budget Reduction and/or Reallocation	2,276,300
10	Total Estimated Sources / Revenues	\$ 13,702,700

Ref. No.	New Uses of Funds / Expenditures	
11	Faculty and Staff Compensation Pool of 1.5%, plus fringes	\$ 2,440,000
12	Staff minimum wage to \$11.50	260,000
13	Faculty Promotion & Tenure Fund (effective 7/1/21)	400,000
14	Faculty and Staff Market Equity Salary Adjustments (0.25% of compensation)	425,800
15	Student minimum wage (increase in operations)	485,000
16	Outstanding FY21 Budget Shortfall	2,276,300
17	Investment in Foundation	938,100
18	Strategic Investments: Enhance Student Success and Social Mobility	400,000
19	Strategic Investments: Elevate Research and Creativity	400,000
20	Strategic Investments: Amplify Extension and Outreach	150,000
21	Strategic Investments: Build a Robust NMSU System	300,000
22	Investment in Graduate Assistant Scholarships (I&G only)	500,000
23	Distribution of Differential Tuition to Nursing and Engineering	727,500
24	Distribution to Academic Services*	4,000,000
25	Total Estimated Uses / Expenditures	\$ 13,702,700

New Mexico State University - Las Cruces Campus
Proposed Tuition and Fee Rates Per Credit Hour with 0% Increase
Fiscal Year 2021-2022

2020-2021 Tuition and Fees				2021-2022 Tuition and Fees				
	Tuition	Fees	Total	Tuition	Fees	Total	Proposed Increase	Percentage Change
<u>Undergraduate Rates</u>								
Resident Students:								
Hourly Rate (1-14)	\$ 251.70	\$ 52.50	\$ 304.20	\$ 251.70	\$ 52.50	\$ 304.20	\$ -	0.0%
135 Mile Texas Rate (1-14)	276.87	52.50	329.37	276.87	52.50	329.37	-	0.0%
Non-Resident Students:								
Hourly Rate (1-6)	314.40	52.50	366.90	314.40	52.50	366.90	-	0.0%
Hourly Rate (1-14) >6	937.80	52.50	990.30	937.80	52.50	990.30	-	0.0%
<u>Graduate Rates</u>								
Resident Students:								
Hourly Rate (1-14)	276.70	52.50	329.20	276.70	52.50	329.20	-	0.0%
135 Mile Texas Rate (1-14)	304.37	52.50	356.87	304.37	52.50	356.87	-	0.0%
Non-Resident Students:								
Hourly Rate (1-6)	345.70	52.50	398.20	345.70	52.50	398.20	-	0.0%
Hourly Rate (1-14) >6	962.80	52.50	1,015.30	962.80	52.50	1,015.30	-	0.0%
<u>NMSU Online Hourly Rates</u>								
Undergraduate Students	380.20	-	380.20	380.20	-	380.20	-	0.0%
Graduate Students	411.50	-	411.50	411.50	-	411.50	-	0.0%
Military	250.00	-	250.00	250.00	-	250.00	-	0.0%

New Mexico State University - Las Cruces Campus
Proposed Tuition and Fee Full-Time Rates with 0% Increase
Fiscal Year 2021-2022

2020-2021 Tuition and Fees				2021-2022 Tuition and Fees				Proposed Increase	Percentage Change
Tuition	Fees	Total		Tuition	Fees	Total			
<u>Undergraduate Rates</u>									
Resident Students:									
Full Time Rate (12 CH)	\$ 3,020.40	\$ 630.00	\$ 3,650.40		\$ 3,020.40	\$ 630.00	\$ 3,650.40	\$ -	0.0%
Full Time Flat Rate (15 CH and above)	3,234.70	787.50	4,022.20		3,234.70	787.50	4,022.20	-	0.0%
135 Mile Texas Full Time Rate (12 CH)	3,322.44	630.00	3,952.44		3,322.44	630.00	3,952.44	-	0.0%
135 Mile Texas Full Time Flat Rate (15 CH and above)	3,558.17	787.50	4,345.67		3,558.17	787.50	4,345.67	-	0.0%
Non-Resident Students:									
Full Time Rate (12 CH)	11,253.60	630.00	11,883.60		11,253.60	630.00	11,883.60	-	0.0%
Full Time Flat Rate (15 CH and above)	12,045.50	787.50	12,833.00		12,045.50	787.50	12,833.00	-	0.0%
<u>Graduate Rates</u>									
Resident Students:									
Full Time Rate (9 CH)	2,490.30	472.50	2,962.80		2,490.30	472.50	2,962.80	-	0.0%
Full Time Flat Rate (15 CH and above)	3,555.70	787.50	4,343.20		3,555.70	787.50	4,343.20	-	0.0%
135 Mile Texas Full Time Rate (9 CH)	2,739.33	472.50	3,211.83		2,739.33	472.50	3,211.83	-	0.0%
135 Mile Texas Full Time Flat Rate (15 CH and above)	3,911.27	787.50	4,698.77		3,911.27	787.50	4,698.77	-	0.0%
Non-Resident Students:									
Full Time Rate (9 CH)	8,665.20	472.50	9,137.70		8,665.20	472.50	9,137.70	-	0.0%
Full Time Flat Rate (15 CH and above)	12,364.90	787.50	13,152.40		12,364.90	787.50	13,152.40	-	0.0%
<u>NMSU Online Full-Time Rates</u>									
Undergraduate Students (15 CH)	5,703.00	-	5,703.00		5,703.00	-	5,703.00	-	0.0%
Graduate Students (9 CH)	3,703.50	-	3,703.50		3,703.50	-	3,703.50	-	0.0%
Military (12 CH)	3,000.00	-	3,000.00		3,000.00	-	3,000.00	-	0.0%

**New Mexico State University - Alamogordo Campus
FY21-22 Sources and Uses of New I&G Funds
Tuition and Fee Proposal**

Sources/Revenues:	
General Fund I&G Appropriation - (Cares Act Swap Reversal)	\$ 212,000
General Fund I&G Appropriation for Compensation, including 30% Fringes	95,200
Tuition & Fees Increase (0% Blended)	-
Enrollment Adjustment - (3%) Decrease	(35,585)
Academic Service Fee Net Increase	(44,960)
Change in Tax Mil Levy	23,030
IDC (majority is HEER I & II and MCI I & II)	(666,960)
Non-recurring State Appropriations (SB377 - Nursing and Trades Program)	110,000
High Skills received in FY21	(8,299)
Other Sources	(359,842)
Permanent Budget Reduction/Reallocation	
Reduction in Faculty, Professional Staff, and Support Staff, including fringes	695,283
Reduction in Overloads	20,412
Reduction in Supplies and Expense	251,105
Total Sources	\$ 291,384

Uses/Expenditures:	
Faculty and Staff Compensation Increase, including fringes	\$ 60,257
Other Expenditures	
PT Instruction	12,190
Student Salaries	7,537
Travel	75,600
Utilities	25,800
Supplies and Expense related to SB377 (Nursing and Trades Program)	110,000
Total Uses	\$ 291,384

Tuition & Fee Rates - Current and Proposed

	2020-2021 Actual Tuition and Fees				2021-2022 Proposed Tuition and Fees					
	Tuition	Fees	Total	Full-Time Tuition & Fees	Tuition	Fees	Total	Full-Time Tuition & Fees	Full-Time Proposed Increase	Percentage Change
Resident In-District	78	8	86	1,032	78	8	86	1,032	-	0.0%
Resident Out-District	93	8	101	1,212	93	8	101	1,212	-	0.0%
Non-resident	216	8	224	2,688	216	8	224	2,688	-	0.0%

Operational Mil Levy = 1 mil

**New Mexico State University - Carlsbad Campus
FY21-22 Sources and Uses of New I&G Funds
Tuition and Fee Proposal**

Sources/Revenues:

General Fund I&G Appropriation - (Cares Act Swap Reversal)	\$ 202,500
General Fund I&G Appropriation for Compensation, including 30% Fringes	28,600
Tuition & Fees Increase (0% Blended)	-
Enrollment Adjustment - 0% Increase (Decrease)	-
Academic Service Fee Net Increase	20,629
Reduction in Cost of Institutional Fee	82,800
Total Sources	\$ 334,529

Uses/Expenditures:

Faculty and Staff Compensation Increase, including fringes	\$ 249,377
Faculty Promotion and Tenure Fund, including fringes	61,724
Transfer to Capital Project	23,428
Total Uses	\$ 334,529

Tuition & Fee Rates - Current and Proposed (Note 1)

	2020-2021 Actual Tuition and Fees				2021-2022 Proposed Tuition and Fees					
	Tuition	Fees	Total	Full-Time Tuition & Fees	Tuition	Fees	Total	Full-Time Tuition & Fees	Full-Time Proposed Increase	Percentage Change
Resident In-District	41	8	49	638	41	20	49	638	-	0.0%
Resident Out-District	74	8	82	1,034	74	20	82	1,034	-	0.0%
Non-resident	159	8	167	2,054	159	20	167	2,054	-	0.0%

Operational Mil Levy = 3 mils

**New Mexico State University - Dona Ana Campus
FY21-22 Sources and Uses of New I&G Funds
Tuition and Fee Proposal**

Sources/Revenues:

General Fund I&G Appropriation - (Cares Act Swap Reversal)	\$ 927,900
General Fund I&G Appropriation for Compensation, including 30% Fringes	346,900
Savings from decrease in Fringe Rate (decrease from 37.1% to 36.5%)	125,009
General Fund I&G Increases for Dental Clinic	(8,600)
Tuition & Fees Increase (0% Blended)	-
Academic Service Fee Net Increase	287,490
Enrollment Adjustment -(12%) Increase (Decrease)	(995,612)
Reduction of Non Mandatory Cap Outlay/R&R Tsf/Other Tsf (UO Tsf)	195,404
Change in Tax Mil Levy (Growth in tax base)	200,000
Total Sources	\$ 1,078,491

Uses/Expenditures:

Faculty and Staff Compensation Increase, including fringes	\$ 371,760
Minimum Wage Increase (\$11.50/hour), including fringes (Staff & Students)	100,098
Faculty Promotion and Tenure Fund, including fringes	109,809
RPSP Dental & Nursing Increases	(8,600)
Academic Services (Academic - IT, Staff, Student Employees, software, network, etc.)	287,490
Institutional Overhead	78,800
Increase in Internal Services	33,151
Other Expenditures (Committed Positions Perkins/Avanza with fringes)	105,983
Total Uses	\$ 1,078,491

Tuition & Fee Rates - Current and Proposed

	2020-2021 Actual Tuition and Fees				2021-2022 Proposed Tuition and Fees				Full-Time Proposed Increase	Percentage Change
	Tuition	Fees	Total	Full-Time Tuition & Fees	Tuition	Fees	Total	Full-Time Tuition & Fees		
Resident In-District	65.75	8.25	74.00	888.00	65.75	8.25	74.00	888.00	-	0.0%
Resident Out-District	81.75	8.25	90.00	1,080.00	81.75	8.25	90.00	1,080.00	-	0.0%
Non-resident	227.75	8.25	236.00	2,832.00	227.75	8.25	236.00	2,832.00	-	0.0%

Operational Mil Levy = 1.25 mils

**New Mexico State University - Grants Campus
FY21-22 Sources and Uses of New I&G Funds
Tuition and Fee Proposal**

Sources/Revenues:

General Fund I&G Appropriation - (Cares Act Swap Reversal)	\$ 113,000
General Fund I&G Appropriation for Compensation, including 30% Fringes	34,300
Workforce Development Appropriation	50,000
Saving from decrease in Fringe Rate (decrease from 37.1% to 36.5%)	12,037
Tuition & Fees Increase (0% Blended)	-
Enrollment Adjustment - 0% Increase (Decrease)	-
Academic Service Fee Net Increase	7,420
Total Sources	\$ 216,757

Uses/Expenditures:

Faculty and Staff Compensation Increase, including fringes	\$ 29,588
Minimum Wage Increase (\$11.50/hour), including fringes	4,782
New Faculty Positions, including fringes	153,890
New Student Success Coordinator, including fringes	18,264
Other Expenditures	10,233
Total Uses	\$ 216,757

Tuition & Fee Rates - Current and Proposed

	2020-2021 Actual Tuition and Fees				2021-2022 Proposed Tuition and Fees				Full-Time Proposed Increase	Percentage Change
	Tuition	Fees	Total	Full-Time Tuition & Fees	Tuition	Fees	Total	Full-Time Tuition & Fees		
Resident In-District	78	8	86	1,032	78	8	86	1,032	-	0.0%
Resident Out-District	87	8	95	1,140	87	8	95	1,140	-	0.0%
Non-resident	163	8	171	2,052	163	8	171	2,052	-	0.0%

Operational Mil Levy = 1 mil



Board of Regents Meeting
Meeting Date: April 5, 2021
Agenda Item Cover Page

Agenda Item # D-3

- Action Item
- Consent Item
- Informational Item

Presented By: Senior Vice President Andrew J. Burke

Agenda Item: Housing Rate Plan for FY2021-2022 through FY2024-2025

Requested Action of the Board of Regents: Administration recommends approval of the Housing Rate Plan for FY2021-2022 through FY2024-2025

Executive Summary: In line with the annual budget development process, Administration will present recommended Campus Housing rates.

References:

Prior Approvals:

Regents Financial Strategies, Performance and Budget Committee – 03/24/2021

FY2022 – FY2025 Housing Rates

BOARD OF REGENTS

April 5, 2021

Andrew J. Burke
*Senior Vice President
Administration and Finance*



BE BOLD. Shape the Future.

FY22 – FY25 Housing Rates

Background:

2017 housing bond issuance to build Juniper Hall and provide renovation funding required establishing the following financial and rate strategies:

- FY2018 – FY2021 approved 4-year rate stabilization period.
- Residential life investment focused on appropriate student to staff ratio.
- Adequate funding of Repair & Replacement (R&R) reserves.
- Provide positive annual cash flow and maintain target debt coverage ratio
- Establish four-year approved rate schedules to support marketing and operational planning.

Housing Rate Request:

Approval of a four-year rate structure that provides the ability to increase rates up to 3% (cap) each year, as needed, for inflation.

- Board of Regents approval required for annual increase above 3%.
- Annual inflationary increase will be based on increases in cost of doing business. Increases will be evaluated against relative CPI and peer comparisons.
- FY22 increase request is 3% based on the estimated annual increases in utilities, material costs, general services, and compensation.



Proposed 4 Year Rate Request

Facility	Room Type	2020-21	Year 1 2021-22	YoY % Change	Year 2 2022-2023	YoY % Change	Year 3 2023-2024	YoY % Change	Year 4 2024-2025	YoY % Change
Residence Halls (academic year rates)										
Juniper Hall ⁽¹⁾	Double (Suite)	\$ 5,800	\$ 5,974	3.0%	\$ 6,153	3.0%	\$ 6,338	3.0%	\$ 6,528	3.0%
Piñón Hall ⁽¹⁾	Double (Suite)	\$ 5,500	\$ 5,665	3.0%	\$ 5,835	3.0%	\$ 6,010	3.0%	\$ 6,190	3.0%
Garcia Hall ⁽²⁾	Double (Suite)	\$ 4,600	\$ 4,738	3.0%	\$ 4,880	3.0%	\$ 5,027	3.0%	\$ 5,177	3.0%
Rhodes-Garrett-Hamiel Hall ⁽¹⁾⁽³⁾	Double (Suite)	\$ 4,600	\$ 4,738	3.0%	\$ 4,880	3.0%	\$ 5,027	3.0%	\$ 5,177	3.0%
Rhodes-Garrett-Hamiel Hall ⁽¹⁾⁽³⁾	Double (Community)	\$ 4,100	\$ 4,223	3.0%	\$ 4,350	3.0%	\$ 4,480	3.0%	\$ 4,615	3.0%
Apartments (academic year rates)										
Chamisa Village	1 Bedroom Apt	\$ 7,850	\$ 8,086	3.0%	\$ 8,328	3.0%	\$ 8,578	3.0%	\$ 8,835	3.0%
Chamisa Village	2 Bedroom Apt	\$ 6,950	\$ 7,159	3.0%	\$ 7,373	3.0%	\$ 7,594	3.0%	\$ 7,822	3.0%
Chamisa Village	4 Bedroom Apt	\$ 6,050	\$ 6,232	3.0%	\$ 6,418	3.0%	\$ 6,611	3.0%	\$ 6,809	3.0%
Vista del Monte	2 Bedroom Apt	\$ 5,300	\$ 5,459	3.0%	\$ 5,623	3.0%	\$ 5,791	3.0%	\$ 5,965	3.0%
Vista del Monte	2 Bedroom Apt (Entire Unit)	\$ 8,480	\$ 8,734	3.0%	\$ 8,996	3.0%	\$ 9,266	3.0%	\$ 9,544	3.0%
Cervantes Village	Efficiency Apt (Suite)	\$ 5,150	\$ 5,305	3.0%	\$ 5,464	3.0%	\$ 5,628	3.0%	\$ 5,796	3.0%
Cervantes Village	2 Bedroom Apt	\$ 4,410	\$ 4,542	3.0%	\$ 4,679	3.0%	\$ 4,819	3.0%	\$ 4,963	3.0%
Cervantes Village	4 Bedroom Apt	\$ 4,410	\$ 4,542	3.0%	\$ 4,679	3.0%	\$ 4,819	3.0%	\$ 4,963	3.0%
Independent Housing (monthly / academic year rate)										
Tom Fort/Sutherland Village	2 Bedroom House (Entire Unit)	\$ 695	\$ 695	0.0%	\$ 695	0.0%	\$ 695	0.0%	\$ 695	0.0%
Sutherland Village ⁽⁴⁾	2 Bedroom House (Entire Unit)	N/A	\$ 6,255	N/A	\$ 6,255	0.0%	\$ 6,255	0.0%	\$ 6,255	0.0%
Cervantes Village	4 Bedroom Apt (Entire Unit)	\$ 925	\$ 953	3.0%	\$ 981	3.0%	\$ 1,011	3.0%	\$ 1,041	3.0%

(1) Juniper, Pinon, and Rhodes-Garrett-Hamiel Halls single room rates calculated at 160% of double rooms rates

(2) Garcia Hall single room rate calculated at 135% of double room rate

(3) Rhodes-Garrett-Hamiel Hall also has triple occupancy and smaller single occupancy rooms

(4) New rate type - entire unit rented to upperclass single student at the academic rate with an additional cost for yard maintenance



BE BOLD. Shape the Future.

Rate Comparison

Housing Facility	Facility Age	Total Beds Available	NMSU Proposed	Increase (%)	Local Average	Peer Institutions	
						Low	High
Residence Halls Comparison (Per Person)							
Academic Year Cost							
Juniper Hall, Double Suites	2 year	281	\$ 5,974	3.00%	N/A	\$ 4,630	\$ 9,804
Pinon Hall, Double Suites	15 years	298	\$ 5,665	3.00%	N/A	\$ 4,630	\$ 9,804
Garcia Hall, Double Suites	54 years	838	\$ 4,738	3.00%	N/A	\$ 4,630	\$ 9,804
Rhodes Garrett Hamiel, Community Double	80 years	133	\$ 4,223	3.00%	N/A	\$ 2,410	\$ 7,746
Rhodes Garrett Hamiel, Double Suites		106	\$ 4,738	3.00%	N/A	\$ 4,630	\$ 9,804
Apartment/House Comparison (Per Person)							
Academic Year Cost							
Chamisa Village 1-Bedroom	9 & 14 years	9	\$ 8,086	3.00%	\$ 7,946	\$ 5,124	\$ 8,785
Chamisa Village 2-Bedroom		412	\$ 7,159	3.00%	\$ 4,826	\$ 4,855	\$ 7,824
Chamisa Village 4-Bedroom		180	\$ 6,232	3.00%	\$ 4,071	\$ 4,380	\$ 6,850
Vista Del Monte 2-Bedroom	26 years	280	\$ 5,459	3.00%	\$ 4,826	\$ 4,855	\$ 7,824
Cervantes Village 2-Bedroom	30, 32 & 38 years	94	\$ 4,542	3.00%	\$ 4,826	\$ 4,855	\$ 7,824
Cervantes Village 4-Bedroom		63	\$ 4,542	3.00%	\$ 4,071	\$ 4,380	\$ 6,850
Independent Housing Comparison (Per Unit)							
Monthly Cost							
Tom Fort and Sutherland 2-Bedroom	62 & 63 years	291	\$ 695	0.00%	\$ 965	\$ 590	\$ 1,349
Cervantes Village 4-Bedroom	30, 32 & 38 years	68	\$ 953	3.00%	\$ 1,629	\$ 838	\$ 1,522



BE BOLD. Shape the Future.



Board of Regents Meeting
Meeting Date: April 5, 2021
Agenda Item Cover Page

Agenda Item # D-4

- Action Item
- Consent Item
- Informational Item

Presented By: Senior Vice President Andrew J. Burke

Agenda Item: Meal Plan Rates for FY2021-2022

Requested Action of the Board of Regents: Administration recommends approval of Meal Plan Rates for FY2021-2022.

Executive Summary: In line with the annual budget development process, Administration will present recommended FY2021-2022 Meal Plan rates.

References:

Prior Approvals:

Regents Financial Strategies, Performance and Budget Committee – 03/24/2021

FY2022 Meal Plans

BOARD OF REGENTS

April 5, 2021

Andrew J. Burke
*Senior Vice President
Administration and Finance*



BE BOLD. Shape the Future.

FY22 Meal Plans

Mandatory plans (board plans for residence hall students) restructured for Fall 2021:

- New 'Hometown Aggies Plan' added based on student and parent feedback
- Developed as part of new Sodexo dining contract
- New value-added subscriptions to enhance dining experience

Meal plan rate structure and names to be finalized upon review with key campus partners:

- Admissions team
- Resident Hall Association (RHA)
- Corbett Center Advisor Committee including ASNMSU representatives



Proposed FY22 Meal Plan Rates

New Meal Plans for 2021-2022	# of Meals per Week (16 wks in total)	Aggie Dining Dollars	FY22 Rate per Semester	Cost per Day (based on 112 Days in Semester)
Mandatory Meal Plans for Residence Halls				
New Premium Plan includes 3 Premium value-added subscriptions (<i>name pending</i>)	336 meals (21 per week)	\$ 350	\$ 2,450	\$ 21.88
New Classic Plan includes 1 Basic value-added subscription (<i>name pending</i>)	272 meals (17 per week)	\$ 200	\$ 2,150	\$ 19.20
Hometown Aggies ¹	160 meals (10 per week)	\$ 100	\$ 1,650	\$ 14.73
Voluntary Meal Plans				
Block 150	150 meals	\$ -	\$ 1,400	
Block 75	75 meals	\$ -	\$ 725	
Block 35	35 meals	\$ -	\$ 350	

¹ Plan only available to local students

Dining Dollar only plans are available at discounted rates



BE BOLD. Shape the Future.

Value-Added Meal Plan Subscriptions

Subscriptions	Basic (pending)	Premium (pending)
Beverage Club	Unlimited Drip Coffee Unlimited Fountain Drinks	Unlimited Drip Coffee Unlimited Fountain Drinks 40 Premium Coffees per semester
Tech Club (*coming soon)	50% discount on Robot Delivery \$100 Laundry Credit Mood Media basic subscription e-Sports basic admission*	Unlimited Robot Delivery 8 Wash and Fold Services Mood Media premium subscription e-Sports premium admission*
Food Club (excludes alcohol)	50% discount on limited concessions meals 8 snack boxes 10% discount on groceries at C-stores	100% discount on limited concessions meals 16 snack boxes 20% discount on groceries at C-stores



Meal Plan Peer Comparison

Premium / Unlimited Plans	Est. # of Meals	Additional Services & Benefits	Semester*	Dining Dollars in Plan	Total Cost Less Dining Dollars	Cost Per Day
New Mexico Highlands	319		\$ 2,490	\$ 320	\$ 2,170	\$ 22.23
New Mexico State University + 3 premium sub	336	3 premium subscriptions	\$ 2,450	\$ 350	\$ 2,100	\$ 21.88
University of New Mexico - Cherry Unlimited	336	3 added on-the-go swipes daily + 8 guest passes	\$ 2,325	\$ 350	\$ 1,975	\$ 20.76
University of New Mexico - Cherry 15 Weekly	240	swap any dining hall swipe with on-the-go swipes + 5 guest passes	\$ 2,225	\$ 25	\$ 2,200	\$ 19.87
Western New Mexico University	304		\$ 2,190	\$ 175	\$ 2,015	\$ 19.55
New Mexico State University + 1 basic sub	272	1 basic subscriptions	\$ 2,150	\$ 200	\$ 1,950	\$ 19.20
University of New Mexico - Lobo Unlimited	336	3 added on-the-go swipes daily + 3 guest passes	\$ 2,125	\$ 25	\$ 2,100	\$ 18.97
New Mexico Tech	336		\$ 2,050	\$ 50	\$ 2,000	\$ 18.30
Eastern New Mexico University	336		\$ 1,927	\$ 150	\$ 1,777	\$ 17.21
University of New Mexico - Lobo 15 Weekly	240	swap any dining hall swipe with on-the-go swipe	\$ 1,925	\$ 25	\$ 1,900	\$ 17.19
New Mexico State University - Hometown Aggies	160		\$ 1,650	\$ 100	\$ 1,550	\$ 14.73

Notes: A semester is reflected as 16 weeks for the purpose of calculating the number of meals per semester. Assume 336 (standard) for number of meals if not specified (16 week semester)

* Only UNM and NMSU rates reflect FY22 rates. All others are current FY21 rates



BE BOLD. Shape the Future.

FY21 Annual Cost of Education Comparison

Institution	Room and Board
University of Arizona	13,350
Western New Mexico University	10,790
University of New Mexico	10,262
New Mexico State University	10,228
Texas Tech University	9,956
Kansas State University	9,680
University of Texas at El Paso	9,496
New Mexico Tech	8,624
Eastern New Mexico University	7,516

Source: FY21 Cost of Education, CollegeBoard, <https://bigfuture.collegeboard.org/compare-colleges#>



BE BOLD. Shape the Future.



Board of Regents Meeting
Meeting Date: April 5, 2021
Agenda Item Cover Page

Agenda Item # D-5

- Action Item
- Consent Item
- Informational Item

Presented By: Senior Vice President Andrew J. Burke

Agenda Item: Parking Rates for FY2021-2022

Requested Action of the Board of Regents: Administration recommends approval of Parking Rates for FY2021-2022.

Executive Summary: In line with the annual budget development process, Administration will present recommended FY2021-2022 Parking rates.

References:

Prior Approvals:

Regents Financial Strategies, Performance and Budget Committee – 03/24/2021

FY2022 Parking Rates

BOARD OF REGENTS

April 5, 2021

Andrew J. Burke
*Senior Vice President
Administration and Finance*



BE BOLD. Shape the Future.

FY22 Parking Permits

- Request is approximately 6% resulting in a nominal annual increase ranging from \$2.50 - \$16.00.
- Rates have remained flat for two years.
 - FY20 R&R transfer was \$450K less than annual target
 - FY21 projected fund deficit of \$250K
- Annual increase expected to yield less than \$60,000 and used for increased cost of business and cover shortages.

Proposed FY22 Parking Permit Rates

Permit Type	Current Rate FY20 & FY21	Proposed Rate	Total Increase (1)	Monthly Increase	% Increase
Faculty/Staff	\$ 128.00	\$ 135.50	\$ 7.50	\$ 0.63	5.9%
Outer Lot Employee	\$ 79.00	\$ 83.50	\$ 4.50	\$ 0.38	5.7%
Commuter Student	\$ 71.00	\$ 75.00	\$ 4.00	\$ 0.33	5.6%
Campus Resident	\$ 71.00	\$ 75.00	\$ 4.00	\$ 0.33	5.6%
Motorcycle	\$ 45.00	\$ 47.50	\$ 2.50	\$ 0.21	5.6%
Special	\$ 281.00	\$ 297.00	\$ 16.00	\$ 1.33	5.7%
Free Lots (3,596 spaces available)	\$ -	\$ -	\$ -	\$ -	

(1) Based on 12 month period



FY22 Parking Rate Peer Comparison

Institution	Transit	# Parking Spaces	Free Parking	# Parking Structures	Faculty & Staff Or Inner Campus	Outer or Remote Lot	Commuter (high to low)	Campus Resident	Motorcycle
University of Arizona	Yes	17,000	No	7	\$ 610.00	\$ 479.00	\$ 610.00	\$ 610.00	\$ 100.00
University of New Mexico	Yes	11,000	No	3	\$ 480.00	\$ 180.00	\$ 240.00	\$ 336.00	\$ 70.00
Montana State University*	No	7,200	No	0	\$ 555.00	\$ 85.00	\$ 235.00	\$ 235.00	\$ 100.00
Texas Tech University	No	18,700	No	1	\$ 279.31	\$ 190.67	\$ 216.00	\$ 350.67	\$ 87.00
University of Texas at El Paso	Yes	9,000	No	3	\$ 228.00	\$ 150.00	\$ 200.00	\$ 150.00	\$ 75.00
University of Idaho*	No	5,600	No	0	\$ 179.00	\$ 70.00	\$ 179.00	\$ 255.00	-
University of Wyoming*	Yes	4,800	Yes	0	\$ 210.00	\$ -	\$ 145.00	\$ 163.00	\$ 25.00
New Mexico State University	No	13,500	Yes	0	\$ 135.50	\$ 83.50	\$ 75.00	\$ 75.00	\$ 47.50

*Most comparable peers do not have parking structures
Peer rates are for access to surface parking, not structures



BE BOLD. Shape the Future.